

DATASHEET

Chicago Metallic Bandraster + Standard Z

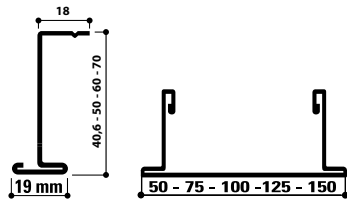


Sounds Beautiful

Chicago Metallic Bandraster + Standard Z

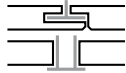
- A ceiling system suitable for large spaces where a linear ceiling pattern is required
- Provides great flexibility for large span distances and the positioning of partition walls
- Combines a Bandraster main runner (available in five widths BR 50mm – BR 150mm) and a series of Z profiles installed perpendicular to the main runner and to ensure the stability of the system

Cross-section



Compatible tiles

Semi-concealed










Assortment

Product group		Component description	Height (mm)	Length (mm)	Colour	Pcs per pack	Lm per pack	Kg per pack	Carton per pallet	Kg per pallet
Main runner										
BR50		Bandraster main runner 50 mm – without slots	35,4	3600	04, 11, 001	8	28,8	23,7	50	1185
BR75		Bandraster main runner 75 mm	35,4	3600	04, 11, 001	8	28,8	27,5	35	964
BR100		Bandraster main runner 100 mm - without slots	35,4	3600	04, 11, 001	8	28,8	30,9	30	928
BR125		Bandraster main runner 125 mm	35,4	3600	04, 001	4	14,4	20,4	35	713
BR150		Bandraster main runner 150 mm	35,4	3600	04, 001	4	14,4	22,4	30	672
Z-section										
Z40		Z-section 40 mm	40,6			20			80	
Z50		Z-section 50 mm	50			20			80	
Z70		Z-section 70 mm	70,6			10			80	
Z40 HOOK		Z-section 40 mm with hook	40,6			20			80	
Z50 HOOK		Z-section 50 mm with hook	50			20			80	
Z70 HOOK		Z-section 70 mm with hook	70,6			10				
Wall angle options										
L19x32		L-wall angle 32x19 mm	32	3050	Color-all, 001, 11	40	122	27,3	60	1635
W8x12		W-profile 15x12x8x15 mm	15	3050	Color-all, 04, 88, 001, 901, 11	30	91,5	17,9	60	1075

There are compatible accessories for all width of Bandrasters, 50-150mm. See Rockfon System Bandraster DznI/AEX for further information. Please note that not all colors are available for every product. We recommend checking the assortment table for the colors currently offered for each item. If you need further assistance or have specific color preferences, please feel free to contact Rockfon.



Product group		Component description	Height (mm)	Length (mm)	Colour	Pcs per pack	Lm per pack	Kg per pack	Carton per pallet	Kg per pallet
Accessories										
BR50 LC		Length coupling for bandraster 50 mm				25		1,6		
BR50 WC		Wall connector for bandraster 50 mm				25		1,5		
BR50 H		Flat hanger for bandraster 50 mm	100			100		1,9		
BR50 HB		Bent hanger for bandraster 50 mm	84,5			100		1,8		
BR50 CC		Cross connector for bandraster 50 mm				25		1,5		
NH BR50		Nonius hanger for bandraster 50 mm	133,3			100		3,4		
WSF		Wall Spring FIXT				100		0,6		

There are compatible accessories for all width of Bandrasters, 50-150mm. See Rockfon System Bandraster Dzn/AEX for further information. Please note that not all colors are available for every product. We recommend checking the assortment table for the colors currently offered for each item. If you need further assistance or have specific color preferences, please feel free to contact Rockfon.

Performance



Load bearing capacity

It is recommended to use a Z profile with hook every 3 to 5 panels, depending on the width of the panel: $300\text{ mm} = 5 / 600\text{ mm} = 3$.

max. span (mm) - maximum deflection = L/500 (max. 4 mm)						
Z-section 40 mm	axis/axis distance	maximum hanger distance (mm)				
		kg/m ² of ceiling				
		3	5	7	9	12
Z-section 40 mm	300	2790	2540	2370	2240	2100
	400	2650	2390	2220	2100	1970
	500	2540	2280	2120	2000	1870
	600	2440	2190	2030	1920	1790

It is recommended to use a Z profile with hook every 3 to 5 panels, depending on the width of the panel: $300\text{ mm} = 5 / 600\text{ mm} = 3$.

max. span (mm) - maximum deflection = L/500 (max. 4 mm)						
Z-section 50 mm	axis/axis distance	maximum hanger distance (mm)				
		kg/m ² of ceiling				
		3	5	7	9	12
Z-section 50 mm	300	3220	2930	2740	2600	2430
	400	3060	2770	2580	2440	2280
	500	2930	2640	2450	2320	2170
	600	2830	2540	2360	2220	2080

It is recommended to use a Z profile with hook every 3 to 5 panels, depending on the width of the panel: $300\text{ mm} = 5 / 600\text{ mm} = 3$.

max. span (mm) - maximum deflection = L/500 (max. 4 mm)						
Z-section 60 mm	axis/axis distance	maximum hanger distance (mm)				
		kg/m ² of ceiling				
		3	5	7	9	12
Z-section 60 mm	300	3460	3160	2960	2810	2640
	400	3290	2990	2780	2640	2470
	500	3160	2850	2650	2510	2350
	600	3050	2740	2550	2400	2250

It is recommended to use a Z profile with hook every 3 to 5 panels, depending on the width of the panel: $300\text{ mm} = 5 / 600\text{ mm} = 3$.

max. span (mm) - maximum deflection = L/500 (max. 4 mm)						
Z-section 70 mm	axis/axis distance	maximum hanger distance (mm)				
		kg/m ² of ceiling				
		3	5	7	9	12
Z-section 70 mm	300	3770	3450	3230	3070	2880
	400	3590	3260	3040	2880	2700
	500	3450	3120	2900	2740	2570
	600	3330	3000	2790	2630	2460



Reaction to fire

A1



Corrosion Resistance

B



Environment

Fully Recyclable

Understanding the performance of Chicago Metallic grids and accessories



Reaction to fire

Reaction to fire is classified in accordance with EN 13501-1. Chicago Metallic steel grids and accessories are non-combustible.



Fire resistance

A range of Chicago Metallic steel grids are tested in combination with different Rockfon tiles and are classified in accordance with European norm EN 13501-2 and/or national norms.



Colours

Chicago Metallic grids are available in various colours from the RAL and NCS systems, which are measured following the ISO 7724-2 and ISO 7724-3 standards. The actual colours may deviate slightly from the RAL and NCS references. Chicago Metallic grids are available in a variety of finishes from matt to high gloss, with a respective average of < 5, 15 and 50 units at a 60° angle. The matt finishing is measured at an angle of 85°. See the colour legend for their average values. The gloss unit is measured in accordance with EN13523 part 2.



Corrosion resistance

Chicago Metallic products produced from hot dip galvanised steel following the Sendzimir process comply with the corrosion classes of the product standard EN 13964 (A, B, C, D). The standard systems in class B are protected with 100 g/m² zinc evenly applied on both sides. The enhanced corrosion resistance (ECR) systems and accessories in class C or D have respectively a layer of 100 g/m² and 275 g/m² zinc evenly applied on both sides and are protected with an additional layer of 20 micron paint per side.



Load bearing performance

The load bearing performance (max. kg/m² load applicable to the grid system without exceeding the allowable deflection of the individual components) is tested in accordance with the EN 13964 standard. The accumulative value of the system deflection, shown on the data sheets, does not exceed the max. deflection as given in class 1 of the standard. Special project configurations deviating from the standard module sizes mentioned in the data sheets must be calculated by Rockfon technical services.



Cleaning

All Chicago Metallic grids can be cleaned with water and a mild detergent in combination with a melamine foam sponge or microfiber cloth.

Colour legend

Please note that not all colors are available for every product. We recommend checking the assortment table for the colors currently offered for each item. If you need further assistance or have specific color preferences, please feel free to contact Rockfon.

White 001 RAL 9003	White 901 RAL 9010	White 01 White 916	Matt White 11 RAL 9003	L value: 93 Gloss: 2 at both a 60° and 85° angle
Platinum 54 RAL 7035	Alugrey 04 RAL 9006	Galvanised 00 Galvanised 69	Matt Black 88 RAL 9004	Gloss: 4.5 at 60° angle and 11.5 at 85° angle
Brushed Alu 534	High Gloss Chrome 14	Carrara 57	High Gloss Brass 16	
White 001 / White 001 (8WW) RAL 9003 / RAL 9003	Black 08 / Black 08 (8BB) RAL 9005 / RAL 9005	White 001 / Black 08 (8WB) RAL 9003 / RAL 9005	Alugrey 04 / Black 08 (8GB) RAL 9006 / RAL 9005	

Rockfon Color-all®

Mustard - 51 NCS S 2050-Y20R	Sand - 30 NCS S 1020-Y30R	Stucco - 20 NCS S 1005-Y20R			
Scarlet - 71 NCS S 5040-Y90R	Coral - 76 NCS S 3040-Y90R	Seashell - 75 NCS S 1010-Y70R	Petal - 74 NCS S 1005-Y60R		
Seaweed - 34 NCS S 8005-G	Eucalyptus - 32 NCS S 6020-B90G	Sage - 31 NCS S 3010-G10Y	Mint - 12 NCS S 0505-G10Y		
Space - 49 NCS S 7020-B	Storm - 48 NCS S 5030-R90B**	Azure - 47 NCS S 3020-B	Fresh - 42 NCS S 2010-B10G		
Earth - 25 NCS S 5010-Y50R	Clay - 26 NCS S 5005-G50Y	Linen - 22 NCS S 4005-Y50R	Sandalwood - 13 NCS S 2010-Y70R	Chalk - 21 NCS S 2005-Y40R	
Ebony - 28 NCS S 8005-R	Cork - 24 NCS S 4010-Y30R	Hemp - 23 NCS S 3005-Y			
Iron - 18 NCS S 7502-B	Concrete - 06 NCS S 5502-B	Mastic - 17 NCS S 4000-N	Zinc - 05 NCS S 4005-R50B	Mercury - 62 NCS S 3005-R80B*	
Charcoal - 09 NCS S 8500-N	Anthracite - 08 NCS S 7005-B	Gravel - 03 NCS S 3502-B	Plaster - 02 NCS S 2005-R80B	Stone - 01 NCS S 2000-N	Moon - 10 NCS S 1005-R80B

* Colour contains effect pigments.

** Colour is between NCS S 5030-R90B and NCS S 6030-R90B.

Please note that not all colors are available for every product. We recommend checking the assortment table for the colors currently offered for each item. If you need further assistance or have specific color preferences, please feel free to contact Rockfon.

NCS codes are closest colour match. The actual colour of the Rockfon Color-all® grid may deviate slightly from printed colours due to the texture of the surface. Samples are available upon request.

Sounds Beautiful

