

DATASHEET

# Chicago Metallic™ T24 Click 2890

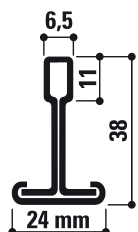


**Sounds Beautiful**

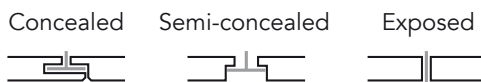
# Chicago Metallic™ T24 Click 2890

- 24mm grid with universal main runner and joggled end cross tees
- 38mm high components for better load bearing and compatibility with accessories
- Used to create concealed, semi-concealed and exposed ceiling solutions
- An audible 'click' for fast and accurate installations

## Cross-section



## Compatible tiles



## Coupling

Joggled end



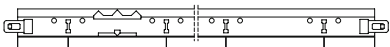

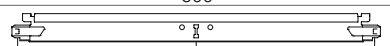


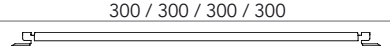

## Assortment

Product group		Component description	Height (mm)	Length (mm)	Colour	Pcs per pack	Lm per pack	Kg per pack	Carton per pallet	Kg per pallet
<b>Main runner</b>										
T24 MR CL&HK		Main runner T24 Click / Hook	38	3600	Color-All, 04, 88, 11, 001, 901	15	54	19,5	70	1363
<b>Cross tee</b>										
T24 CT CLICK		Cross tee T24 Click	38	300	Color-All, 04, 88, 11, 001, 901	150	45	13,1	70	916
T24 CT CLICK			38	600	Color-All, 04, 88, 11, 001, 901	45	27	8,2	70	574
<b>Cross tee</b>										
T24 CT CLICK		Cross tee T24 Click	38	900	Color-All, 04, 88, 11, 001, 901	50	45	13,1	72	915
T24 CT CLICK			38	1200	Color-All, 001, 901, 04, 88, 11	45	54	15,7	72	1131
T24 CT CLICK			38	1500	Color-All, 04, 88, 11, 001, 901	50	75	26,4	36	952
T24 CT CLICK			38	1800	Color-All, 04, 88, 11, 001, 901	25	45	16,2	60	972
<b>Wall angle options</b>										
W10x15		W-profile 15x15x10x15 mm	15	3050	Color-All, 04, 88, 11, 001, 901	30	91,5	19,9	60	1191
L24x24		L-wall angle 24x24 mm white	24	3050	001	20	61	13	60	782
L24x24		L-wall angle 24x24 mm colour	24	3050	Color-All, 04, 88, 11, 901	20	61	13	60	782
<b>Accessories</b>										
FH T24 HOOK		Flat hanger clip	36,3			100		0,8		
WSF		Wall Spring FIXT				100		0,6		
DLC		DLC clip				100		3,9		
SH 50		Suspension clip (curved) for Chicago Metallic™ T-profiles + securing nail	50			100		2,5		
QH HH 200		Assembled quick hanger with 2 hooks				100		4,2	72	

Contact Rockfon® for the full range of wall angles and accessories.



## Position of slots and suspension holes

Product group	Component description	Height (mm)	Length (mm)	Slots	Distance between slots (mm)
T24 MR CL&HK	Main runner T24 Click / Hook	38	3600	36	 50 / 100 / 34 x 100 / 50
T24 CT CLICK	Cross tee T24 Click	38	300	0	 300
T24 CT CLICK		38	600	1	 300 / 300
T24 CT CLICK	Cross tee T24 Click	38	900	0	 900
T24 CT CLICK		38	1200	3	 300 / 300 / 300 / 300
T24 CT CLICK		38	1500	0	 1500
T24 CT CLICK		38	1800	5	 300 / 300 / 3 x 300 / 300

Components available in special lengths and slottings on request.

## Performance



### Load bearing capacity

Hanger distance (mm)	Module size (mm)	Kg/m <sup>2</sup>	
		2.5 mm	4.0 mm
1200	600 x 600	9.9	16.5
1200	1200 x 600	10.9	17.9
1200	1800 x 600	3.3	5.7



### Reaction to fire

A1



### Corrosion resistance

B



### Environment

Fully Recyclable

# Understanding the performance of Chicago Metallic™ grids and accessories



## Reaction to fire

Reaction to fire is classified in accordance with EN 13501-1. Chicago Metallic steel grids and accessories are non-combustible.



## Fire resistance

A range of Chicago Metallic steel grids are tested in combination with different Rockfon tiles and are classified in accordance with European norm EN 13501-2 and/or national norms.



## Colours

Chicago Metallic grids are available in various colours from the RAL and NCS systems, which are measured following the ISO 7724-2 and ISO 7724-3 standards. The actual colours may deviate slightly from the RAL and NCS references. Chicago Metallic grids are available in a variety of finishes from matt to high gloss, with a respective average of < 5, 15 and 50 units at a 60° angle. The matt finishing is measured at an angle of 85°. See the colour legend for their average values. The gloss unit is measured in accordance with EN13523 part 2.



## Corrosion resistance

Chicago Metallic products produced from hot dip galvanised steel following the Sendzimir process comply with the corrosion classes of the product standard EN 13964 (A, B, C, D). The standard systems in class B are protected with 100 g/m<sup>2</sup> zinc evenly applied on both sides. The enhanced corrosion resistance (ECR) systems and accessories in class C or D have respectively a layer of 100 g/m<sup>2</sup> and 275 g/m<sup>2</sup> zinc evenly applied on both sides and are protected with an additional layer of 20 micron paint per side.



## Load bearing performance

The load bearing performance (max. kg/m<sup>2</sup> load applicable to the grid system without exceeding the allowable deflection of the individual components) is tested in accordance with the EN 13964 standard. The accumulative value of the system deflection, shown on the data sheets, does not exceed the max. deflection as given in class 1 of the standard. Special project configurations deviating from the standard module sizes mentioned in the data sheets must be calculated by Rockfon technical services.



## Cleaning

All Chicago Metallic grids can be cleaned with water and a mild detergent in combination with a melamine foam sponge or microfiber cloth.

## Colour legend

For colour availability of individual components, please check the assortment table above

White 001 RAL 9003	White 901 RAL 9010	White 01 White 916	Matt White 11 RAL 9003	L value: 93 Gloss: 2 at both a 60° and 85° angle
Platinum 54 RAL 7035	Alugrey 04 RAL 9006	Galvanised 00 Galvanised 69	Matt Black 88 RAL 9004	Gloss: 4.5 at 60° angle and 11.5 at 85° angle
Brushed Alu 534	High Gloss Chrome 14	Carrara 57	High Gloss Brass 16	
White 001 / White 001 (8WW) RAL 9003 / RAL 9003	Black 08 / Black 08 (8BB) RAL 9005 / RAL 9005	White 001 / Black 08 (8WB) RAL 9003 / RAL 9005	Alugrey 04 / Black 08 (8GB) RAL 9006 / RAL 9005	

# Rockfon Color-all®



NCS codes are closest colour match. The actual colour of the Rockfon Color-all® grid may deviate slightly from printed colours due to the texture of the surface. Samples are available upon request.

# Sounds Beautiful

