

DATASHEET

# Rockfon Blanka®



**Sounds Beautiful**

# Rockfon Blanka®

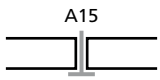





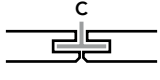

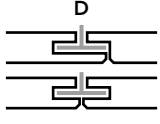


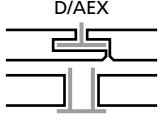

- Smooth, deep-matt, super-white surface with high light reflection and light diffusion, which contributes to energy savings and a bright and comfortable indoor environment
- Highest sound absorption/Class A sound absorption and highest fire safety (Class A1)
- Full range of dimensions and edges for complete design freedom
- A non-directional surface that reduces installation time and an anti-static surface that withstands exposure to worksite dust and enhances the product lifetime

## Product Description

- Stone wool tile
- Visible side: smooth, deep-matt and super-white painted fleece
- Rear side: back fleece
- Durable painted edges

## Application Areas

- Office
- Healthcare
- Education
- Leisure
- Retail

Edge detail	Module size (mm)	Weight (kg/m <sup>2</sup> )	MS / MS easy access (mm)	Recommended installation system	Recycled content	Cradle to Cradle Certified®	A1-A3 Production stage impact (kg CO <sub>2</sub> eq/ m <sup>2</sup> )*	A1-C4 Full life cycle impact (kg CO <sub>2</sub> eq/ m <sup>2</sup> )*
 A15	600 x 600 x 20	2,3	50 / 100	Rockfon® System T15 A™	40%		2,24	2,82
	1200 x 600 x 20		50 / 100	Rockfon® System T15 A™				
 A24	600 x 600 x 20	2,3	50 / 100	Rockfon® System T24 A™	40%		2,24	2,82
	1200 x 600 x 20		50 / 100	Rockfon® System XL T24 A™				
			50 / 100	Rockfon® System T24 A™				
	50 / 100		Rockfon® System Bandraaster A™					
	1800 x 600 x 20	50 / 100	Rockfon® System T24 A™					
		50 / 100	Rockfon® System Bandraaster A™					
	2400 x 600 x 20	50 / 100	Rockfon® System XL T24 A™					
		50 / 100	Rockfon® System T24 A™					
1200 x 1200 x 25	50 / 150	Rockfon® System T24 A™						
	50 / 150	Rockfon® System Bandraaster A™						
 B	600 x 600 x 20	3,4	24 / not demountable	Rockfon® System B Adhesive™	40%		2,34	3,38
	1200 x 600 x 20		24 / not demountable	Rockfon® System B Adhesive™				
 C	600 x 600 x 20	3,4	24 / not demountable	Rockfon® System C direct™	40%		2,34	3,38
	1200 x 600 x 20		24 / not demountable	Rockfon® System C direct™				
 D	600 x 600 x 20	3,4	62 / 72	Rockfon® System XL T24 D™	40%		2,34	3,38
	1200 x 600 x 20		69 / 69	Rockfon® System T24 Stepped Z D™				
	1800 x 600 x 20		69 / 69	Rockfon® System T24 Stepped Z D™				
	900 x 900 x 25	4,1	69 / 69	Rockfon® System T24 Stepped Z D™	40%		3,1	4,41
 D/AEX	1200 x 600 x 20	3,4	150 / 150	Rockfon® System Bandraaster Dzn/AEX™	40%		2,34	3,38
	1500 x 600 x 20		150 / 150	Rockfon® System Bandraaster Dzn/AEX™				
	1800 x 600 x 20		150 / 150	Rockfon® System Bandraaster Dzn/AEX™				











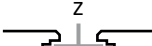

MS = Minimum suspension

MS easy access = Minimum suspension - tiles demountable

Other dimensions are available on request. Please contact Rockfon.

\* For full environmental impact disclosure, see our product EPDs available on [rockfon.link/cee-epd](http://rockfon.link/cee-epd). Due to differences in calculation methods and scenario assumptions, environmental impact values are generally not directly comparable between manufacturers.



Edge detail	Module size (mm)	Weight (kg/m <sup>2</sup> )	MS / MS easy access (mm)	Recommended installation system	Recycled content	Cradle to Cradle Certified®	A1-A3 Production stage impact (kg CO <sub>2</sub> eq/m <sup>2</sup> )*	A1-C4 Full life cycle impact (kg CO <sub>2</sub> eq/m <sup>2</sup> )*	
 E15	600 x 600 x 20	2,8	53 / 100	Rockfon® System T15 E™	40%		3,07	3,86	
	1200 x 600 x 20		53 / 100	Rockfon® System Ultraline E™					
			53 / 100	Rockfon® System T15 E™					
				53 / 100					Rockfon® System Ultraline E™
 E24	600 x 600 x 20	2,8	60 / 100	Rockfon® System T24 E™	40%		3,07	3,86	
	1200 x 600 x 20	60 / 100	Rockfon® System XL T24 E™						
	1500 x 600 x 20	3,4	60 / 100	Rockfon® System T24 E™					
	1800 x 600 x 20	2,8	60 / 100	Rockfon® System T24 E™					
	2100 x 600 x 25	60 / 100	Rockfon® System XL T24 E™	40%		3,66	4,64		
		2400 x 600 x 25	4,1					60 / 100	Rockfon® System T24 E™
		900 x 900 x 25	3,4					60 / 100	Rockfon® System T24 E™
		1200 x 1200 x 25	60 / 100					Rockfon® System T24 E™	
 M	600 x 600 x 20	3,4	64 / 64	Rockfon® System T24 M™	40%		2,34	3,38	
	1200 x 600 x 20		64 / 64	Rockfon® System T24 M™					
	1800 x 600 x 20		64 / 64	Rockfon® System T24 M™					
	900 x 900 x 25	4,1	64 / 64	Rockfon® System T24 M™	40%		3,1	4,41	
 X	600 x 600 x 22	3,7	66 / 66	Rockfon® System T24 X™	40%		2,83	4	
	1200 x 600 x 22		104 / 104	Rockfon® System T24 X DLC™					
			66 / 66	Rockfon® System T24 X™					
	1800 x 600 x 22		104 / 104	Rockfon® System T24 X DLC™					
	2100 x 600 x 25	66 / 66	Rockfon® System T24 X™	40%		3,1	4,41		
		104 / 104	Rockfon® System T24 X DLC™						
		66 / 66	Rockfon® System T24 X™						
		104 / 104	Rockfon® System T24 X DLC™						
 Z	600 x 600 x 20	3,4	64 / 64	Rockfon® System T24 Z™	40%		2,34	3,38	
	1200 x 600 x 20		64 / 64	Rockfon® System T24 Z™					
	1800 x 600 x 20		64 / 64	Rockfon® System T24 Z™					

MS = Minimum suspension

MS easy access = Minimum suspension - tiles demountable

Other dimensions are available on request. Please contact Rockfon.

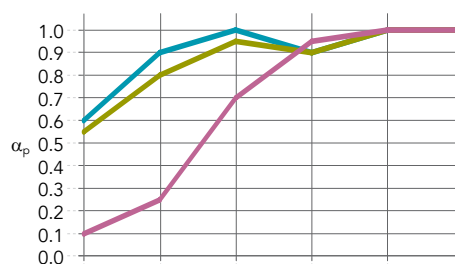
\* For full environmental impact disclosure, see our product EPDs available on [rockfon.link/cee-epd](http://rockfon.link/cee-epd). Due to differences in calculation methods and scenario assumptions, environmental impact values are generally not directly comparable between manufacturers.



## Performance



**Sound absorption**  
 $\alpha_w$ : up to 1,00 (Class A)



Edge / Thickness (mm) /  
 Suspension (incl. tile - mm)

	125 Hz	250 Hz	500 Hz	1000 Hz	2000 Hz	4000 Hz	$\alpha_w$	Absorption class	NRC
A,E: 20-25 / 200	0.60	0.90	1.00	0.90	1.00	1.00	1.00	A	1.00
Other edges: 20-25 / 200	0.55	0.80	0.95	0.90	1.00	1.00	0.95	A	0.95
Other edges: 20 / 20	0.10	0.25	0.70	0.95	1.00	1.00	0.55	D	0.70



**Reaction to fire**  
 A1



**Light reflection and light diffusion**  
 87% light reflection  
 >99% light diffusion



**Humidity and sag resistance**  
 Up to 100% RH.  
 No visible deflection in high humidity  
 C/0N



**Cleaning**  
 - Vacuum  
 - Damp cloth



**Hygiene**  
 Stone wool provides no sustenance to microorganisms



**Surface durability**  
 Enhanced durability and dirt resistance.  
 Wet-scrub resistance: Class 4

The wet-scrub resistance is tested in accordance with EN ISO 11998:2006 and rated following EN 12720:2009+A1:2013 scale going from 1 to 5, where 5 is the best.



**Impact Resistance**  
 Class 3A  
 Impact resistance of Rockfon Blanka with edge Z or M has been tested in accordance with EN13964 – Annex D and approved as Class 3A.



**Visual appearance**  
 Super-white surface  
 L value: 94.5

The whiteness (L value) of the product is tested in accordance with ISO 7724 and measured on a scale from 1 (black) to 100 (white).

Deep matt surface, perfect in critical side-light  
 Gloss: 0.8 gloss unit at 85° angle  
 The gloss of the product is tested in accordance with ISO 2813.



**Recyclability**  
 Fully recyclable stone wool



**Indoor environment**  
 Rockfon ceiling products are classified in Class E1 in accordance with EN 13964 (EN 717-1). Rockfon ceiling products have a very low release of VOCs. A selection of Rockfon products have achieved the following performance levels and labels in indoor air emissions:



**Material Health**  
 All materials used in Rockfon products are screened against the list of substances restricted under REACH and do not contain substances of very high concern (SVHC). Rockfon stone wool fibres comply with the safe fibre EU regulation and hold an EUCEB certification.

# Sounds Beautiful

