

DATASHEET








# Hold down clips & wall springs



# Hold down clips & wall springs

- Specifically designed clips and springs for optimal pressure distribution and easy (de)mounting
- The plastic clips are suitable for humid environments
- A wide range for very thick tiles or specific applications, such as metal ceilings and perimeter finishes

## Assortment

Product group		Component description	Pcs per pack	Kg per pack
HDC 1		Plastic hold down clip for tile thickness 15-20 mm (A edge), 15-30 mm (E edge), 20-25 mm (X, M, Z edge), 20-30 mm (D edge)	100	1,34
HDC 2		Plastic hold down clip for tile thickness 25-30 mm (A edge), 40 mm (E, D edge)	150	1,65
HDC 3		Plastic hold down clip for tile thickness 40 mm (A edge), 50 mm (D edge)	100	1,12
HDC 4		Steel hold down clip for tile thickness 15-20 mm (A edge)	100	0,3
HDC W1		Steel perimeter hold down clip - height 23 mm – combinable with C37 wall angle	250	2,1
HDC W2		Steel perimeter hold down clip – height 40 mm - combinable with C37 wall angle	500	4,03
WSF		Wall Spring FIXT	100	0,6

## Performance



**Reaction to fire**  
Steel HDC: A1



**Corrosion resistance**  
B (steel) - D (plastic)



**Environment**  
Fully Recyclable



## Understanding the performance of Chicago Metallic grids and accessories



### Reaction to fire

Reaction to fire is classified in accordance with EN 13501-1. Chicago Metallic steel grids and accessories are non-combustible.



### Fire resistance

A range of Chicago Metallic steel grids are tested in combination with different Rockfon tiles and are classified in accordance with European norm EN 13501-2 and/or national norms.



### Corrosion resistance

Chicago Metallic products produced from hot dip galvanised steel following the Sendzimir process comply with the corrosion classes of the product standard EN 13964 (A, B, C, D). The standard systems in class B are protected with 100 g/m<sup>2</sup> zinc evenly applied on both sides. The enhanced corrosion resistance (ECR) systems and accessories in class C or D have respectively a layer of 100 g/m<sup>2</sup> and 275 g/m<sup>2</sup> zinc evenly applied on both sides and are protected with an additional layer of 20 micron paint per side.



### Load bearing performance

The load bearing performance (max. kg/m<sup>2</sup> load applicable to the grid system without exceeding the allowable deflection of the individual components) is tested in accordance with the EN 13964 standard. The accumulative value of the system deflection, shown on the data sheets, does not exceed the max. deflection as given in class 1 of the standard. Special project configurations deviating from the standard module sizes mentioned in the data sheets must be calculated by Rockfon technical services.

# Sounds Beautiful

